

Webex Event 참석자 메뉴얼

1. WebEx Training접속 방법

- A. 수신한 WebEx Training 초대 이메일에서 아래와 같이 "Go To Link"를 클릭하여 Registration site 로 연결

UoM - Webex Training Registration Guide

MH.Eum@microchip.com
수 2020-12-30 오전 12:50
받는 사람: 나; eummh14@gmail.com

UoM - Webex Training Registration Guide
수 2020-12-30 오전 1:10 - 오전 1:40
Webex Training
종료 없음

이 이벤트에 참석 여부 알림 이끌이에게 전자 메일 보내기

MH.Eum@microchip.com에 메시지 추가(선택 사항)

UoM - Webex Training Registration Guide

Moung Heum Eum invites you to an online training session using Webex.

Session Number: 145 404 9699
Session Password: This training session requires registration. After your registration has been approved, you will receive instructions for joining the training session.

To join the training session

1. Go to <https://microchip.webex.com/microchip/k2/j.php?MTID=t3190bd327f0533231b3d61f794ed8295>
2. Enter your name and email address.
3. Enter the session password: This training session requires registration. After your registration has been approved, you will receive instructions for joining the training session.
4. Click "Join Now".
5. Follow the instructions that appear on your screen.

- B. 다음과 같은 창의 하단의 "Registration" or "Register"버튼 클릭하여 Registration 창으로 이동

Session Information: UoM - Webex Training Registration Guide

The session is open for registration.

Session status:	Not Started (Registration)
Session date:	Tuesday, December 29, 2020
Starting time:	6:10 pm, Mountain Standard Time (Arizona, GMT-07:00)
Duration:	30 minutes
Presenters:	Moung Heum Eum
Description:	
Agenda:	(password protected)
Session number:	(password protected)
Password:	(password protected)
Audio conference:	(password protected)

Host's name:	(password protected)
Host's email:	(password protected)
Course material:	(password protected)
Tests:	(password protected)

By joining this session, you are accepting the Cisco Webex [Terms of Service](#) and [Privacy Statement](#).

Register

View Session Details

Go Back

- C. Registration 창이 열리게 되면 / "First Name"(이름) / "Last Name"(성) / "Company"(회사) / "Title"(직책) / E-Mail 등을 기입 후 Register 버튼을 누름

(주의) 입력한 이메일 주소로 WebEx Training 접속 링크정보가 보내지기 때문에 기입에 주의 바랍니다.**

Webex Training

Register for UoM - Webex Training Registration Guide

Please provide the following information to register for this training session. You will receive an email confirmation of your registration.

Session Information

Topic:	UoM - Webex Training Registration Guide
Session status:	Not Started
Session dates:	Tuesday, December 29, 2020
Starting time:	6:15 pm, Mountain Standard Time (Arizona, GMT-07:00)
Duration:	30 minutes
Presenters:	Moung Heum Eum
Description:	
Host's name:	Moung Heum Eum
Host's email:	mh.eum@microchip.com

Registration Information

First name:	<input type="text" value="명흠"/> (Required)
Last name:	<input type="text" value="엄"/> (Required)
Email address:	<input type="text" value="mh.eum@microchip.com"/> (Required)
Company:	<input type="text" value="MICROCHIP"/> (Required)
	<input checked="" type="checkbox"/> Remember me on this computer
	(Clear my information)

- D. 입력이 완료되면 아래와 같은 Registration Confirm 화면을 볼 수 있으며, 앞서 입력한 이메일 주소로 WebEx Training Join Link 정보가 포함된 별도의 이메일이 송부됩니다.


Webex Training

Registration Confirmed UoM - Webex Training Registration Guide

Thank you for registering. You will receive this information in an email message confirming your registration.

E. 별도로 송부된 이메일은 아래와 같으며 "Go To Link"를 클릭하여 WebEx Training Join Site 로 이동

You are registered for the training session: UoM - Webex Training Registration Guide

 messenger@webex.com
수 2020-12-30 오전 1:14
받는 사람: 나

Hello 엄명흠,

Your registration for the following training session is accepted:

Topic: UoM - Webex Training Registration Guide
Host: Mounng Heum Eum
Date: Tuesday, December 29, 2020
Time: 6:15 pm, Mountain Standard Time (Arizona, GMT-07:00)
Registration ID: 292263
Session number: 145 404 9699
Session password: beUD8vMM5s6

To join the training session

1. Go to <https://microchip.webex.com/microchip/k2/j.php?MTID=t307d2b272b15e075a6bac1875900938f>
2. Enter your name and email address (or registration ID).
3. Enter the session password: beUD8vMM5s6
4. Click "Join Now".
5. Follow the instructions that appear on your screen.

To view in other time zones or languages, please click the link
<https://microchip.webex.com/microchip/k2/j.php?MTID=t4ea3d57c5ac31a539dd0bf1fc6633d99>

F. 새 창이 열리면 Registration ID 와 Session Password 가 자동으로 기입되어 있으며, "Join Now" 버튼을 클릭하여 선택한 WebEx Training 강의에 접속

Session Information: UoM - Webex Training Registration Guide 

You are currently registered for the session. [English](#) : [Arizona Time](#)

Session status:	Not Started (Registration)
Session date:	Tuesday, December 29, 2020
Starting time:	6:15 pm, Mountain Standard Time (Arizona, GMT-07:00)
Duration:	30 minutes
Presenters:	Mounng Heum Eum
Description:	
Agenda:	
Session number:	145 404 9699
Password:	Please obtain your session password from your host.
Audio conference:	To receive a call back, provide your phone number when you join the training session US Toll:+1-415-655-0001 United States Toll Free:1-844-621-3956

Having trouble dialing in? Try these backup numbers:
United States Toll Free:1-844-621-3956
US Toll:+1-415-655-0001
[Show all global call-in numbers](#)
[Show toll-free dialing restrictions](#)
Access code: 145 404 9699

Join Session Now

To join this training session, provide the following information.

Registration ID:

Session password:

Remember me on this computer
[\(Clear my information\)](#)

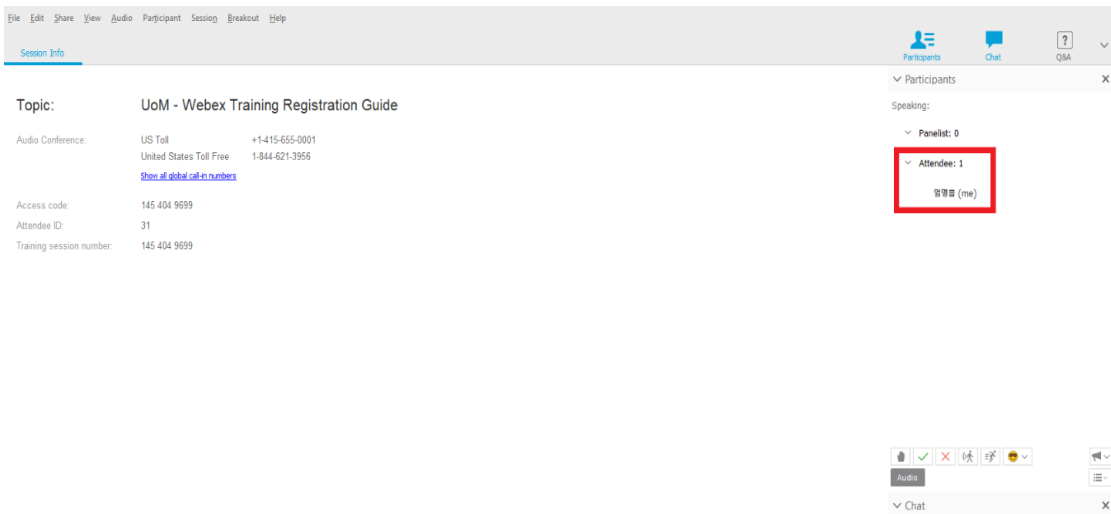
Join Now

[Join by browser](#) **NEW!**

If you are the host, [start your session](#).

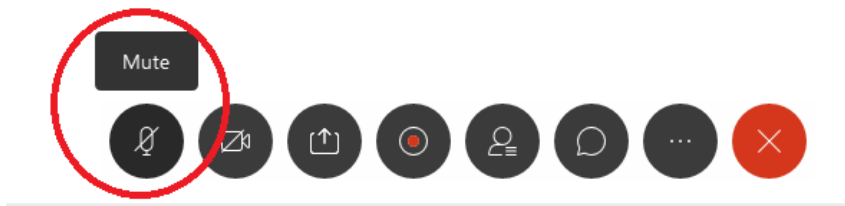
*Please see your registration confirmation for the registration ID and session password. If you lost your registration ID, [click here](#) to have it sent to you again.

- G. WebEx Training 에 정상적으로 접속하게 되면 아래와 같은 화면을 볼 수 있으며, Attendee 리스트에 본인의 이름을 확인 할 수 있음.



2. 참석자 유의 사항

- 모든 참석자는 교육에 참석시에 소리를 Mute하여 강의에 방해가 되지 않도록 접속과 동시에 음소거(Mute)를 부탁드립니다.



- 질문사항:
강의 중 문의 사항이 있으실 경우 채팅창을 활용하여, 문의하고 답변을 받을 수 있습니다. 채팅창 활용이 어려운 경우, 직접 음성으로 문의할 수 있습니다.